



SIOUX FALLS REGIONAL AIRPORT

History Airport Authority

- ▣ Created in May 1986
 - Separate Government Authority established by S.D. Law
 - Separate finances from City/State, not supported by any tax dollars
 - Financial Reports Audited by State Annually

- ▣ Finances
 - No Long-Term Debt
 - No Passenger Facility Fee
 - Lowest operating costs for Airlines in region.

Airport Authority

- ▣ Primary Role – Ensure Airport is operated in a safe and efficient manner in accordance with industry standards and procedures.

- ▣ Primary Regulatory Body – FAA
 - Must comply with Federal Regulations under Title 14, Part 139 for Certification of Airports

- ▣ Other Regulatory Agencies
 - Transportation Security Administration
 - South Dakota State Aeronautics –DOT
 - State of South Dakota

2011 in Review

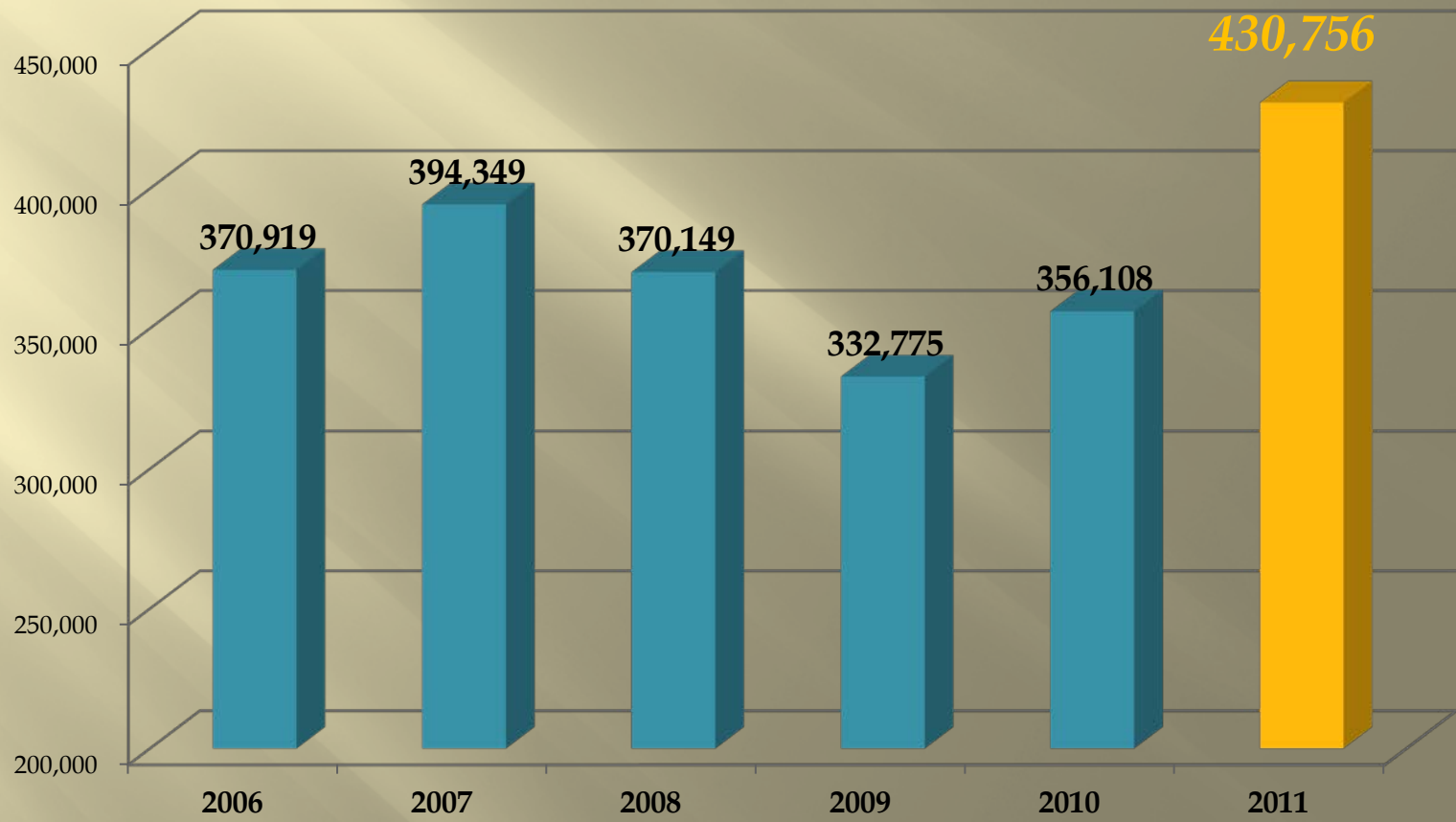
- ▣ Record Year for Passenger Traffic
 - 430,000 enplanements
 - 860,000 total passengers 21% Increase

- ▣ Rebound from lower traffic the past three years.

- ▣ Omaha, Fargo and Rapid City saw traffic declines.

- ▣ 2012 - Off to a great start
 - January - March up 25%
 - March set an all-time record with 44,000 departing passengers, 89,000 total.

Passenger Enplanements



Facility Improvements

- Over \$22 million invested in the airport terminal/gates/parking in the past 3 years.

(self-funded, no federal dollars, bonds or PFC)

- Ticketing Area
- Concourse Remodel
- Public Parking Lot

- Lobby Restaurant - 2012
- South Long-Term Lot - 2012

Concourse Remodel

- ▣ \$6 million project over 24 months
 - New, much larger restaurant/bar with full kitchen
 - More seating areas throughout +40%
 - 2nd set of restrooms
 - Larger gift shop and business lounge
 - Provides for 2 additional jet bridges
 - Replace roof, exterior windows and air handling units

Parking Lot Renovation -2011

- ▣ \$4 million project completely rebuilt public lot.
 - New lot entrances and exit plaza
 - New Ticketless gate equipment.
 - Expanded exit lanes.
 - Rows aligned toward terminal.
 - Added curbside drop-off with pedestrian lane.
 - New traffic signal on Minnesota Ave.

New Lobby Restaurant - 2012



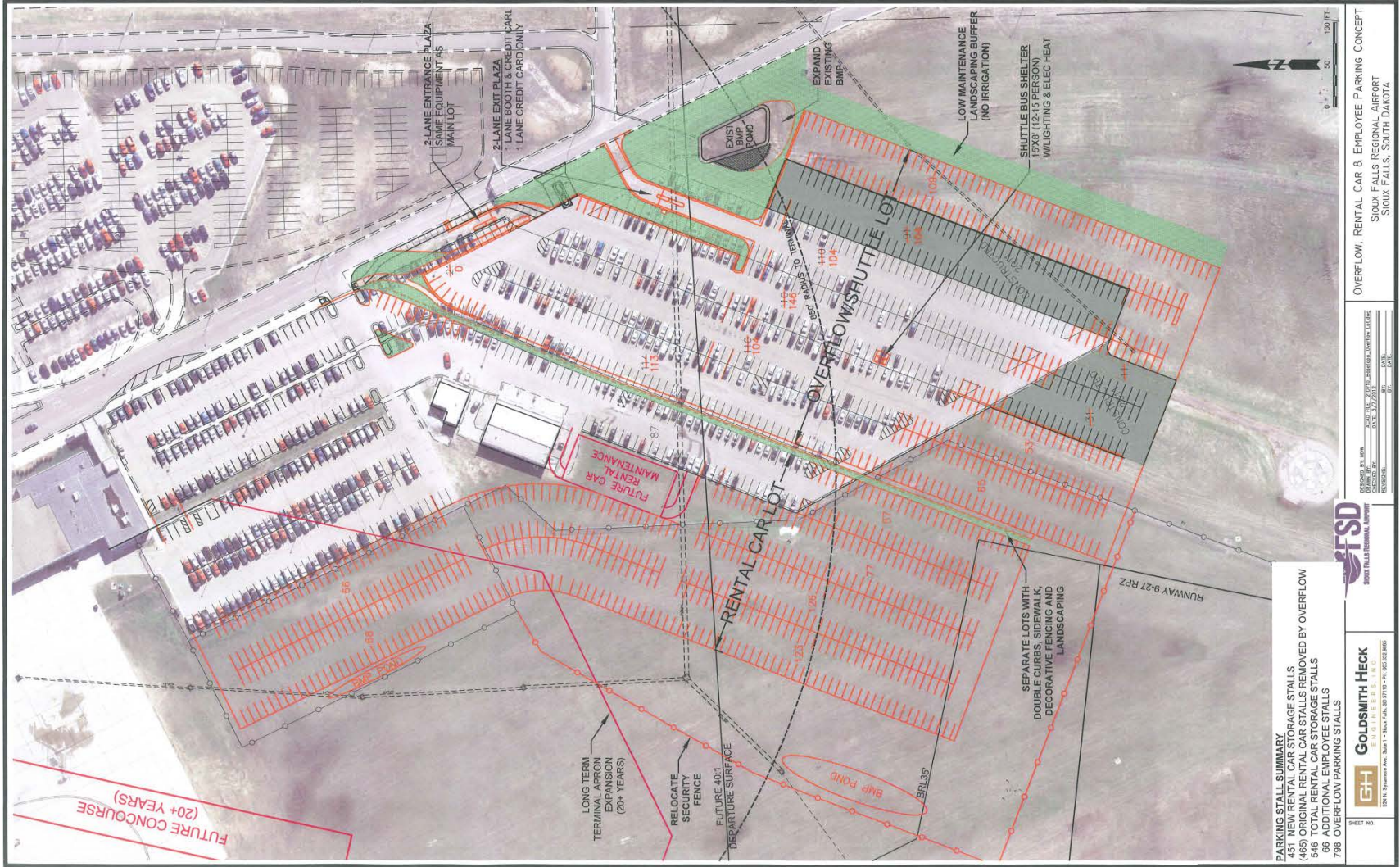
New Lobby Restaurant - 2012



South Long-Term Parking Lot - 2012

- ▣ New South Long-Term Parking Lot
 - July – October.
 - 800 spaces – shuttle used in winter months
 - 1.8 million project added in response to increased demand

South Long-Term Parking Lot - 2012



PARKING STALL SUMMARY
 485 TOTAL OVERFLOW STORAGE STALLS
 485 ORIGINAL RENTAL CAR STALLS REMOVED BY OVERFLOW
 548 TOTAL RENTAL CAR STORAGE STALLS
 66 ADDITIONAL EMPLOYEE STALLS
 788 OVERFLOW PARKING STALLS

OVERFLOW, RENTAL CAR & EMPLOYEE PARKING CONCEPT
 SIOUX FALLS REGIONAL AIRPORT
 SIOUX FALLS, SOUTH DAKOTA

DESIGNED BY: GHD
 DATE: 05/11/2011
 CHECKED BY: J. HECK
 DATE: 05/11/2011
 PROJECT NO.: 100-000-0000

GFSD
 SIOUX FALLS REGIONAL AIRPORT

Goldsmith Heck
 ENGINEERS, INC.
 524 N. Sherman Ave., Suite 100 • Sioux Falls, SD 57103 • PH: 605.335.6666

SHEET NO.

Security Enhancements

- ▣ Transportation Security Administration (TSA) has replaced two x-rays units with new equipment at screening checkpoint.
- ▣ New Advanced Imaging Technology (AIT) unit installed.
- ▣ Delays during implementation, now limited wait times during peak departure times.

Air Field Improvements

- ▣ Touchdown Zone Light Replacement - 2011

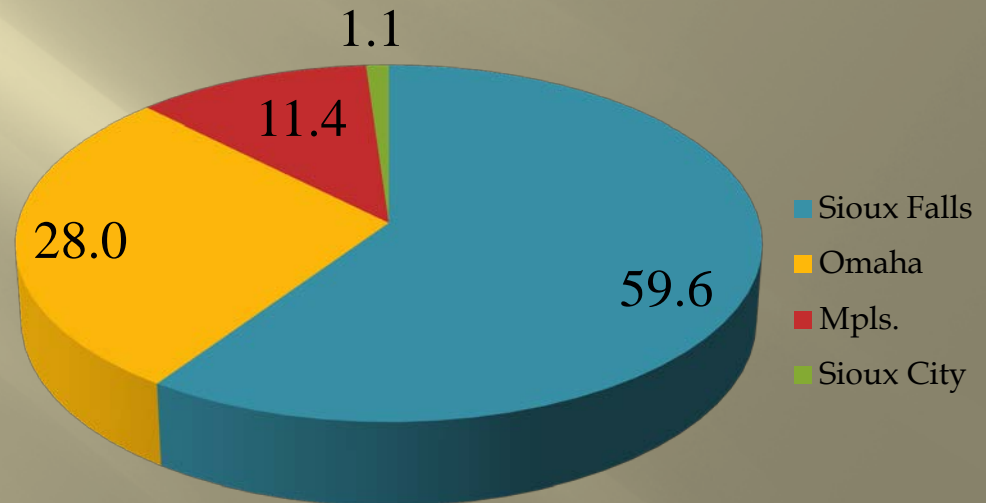
- ▣ Runway Intersection Replacement - 2012
 - Close airport in August and September
 - \$8 million project.

- ▣ New Fixed Base Operation - 2011
 - Maverick Air Center -
 - ▣ \$1.8 million hangar constructed on west-side development.

Air Service Development

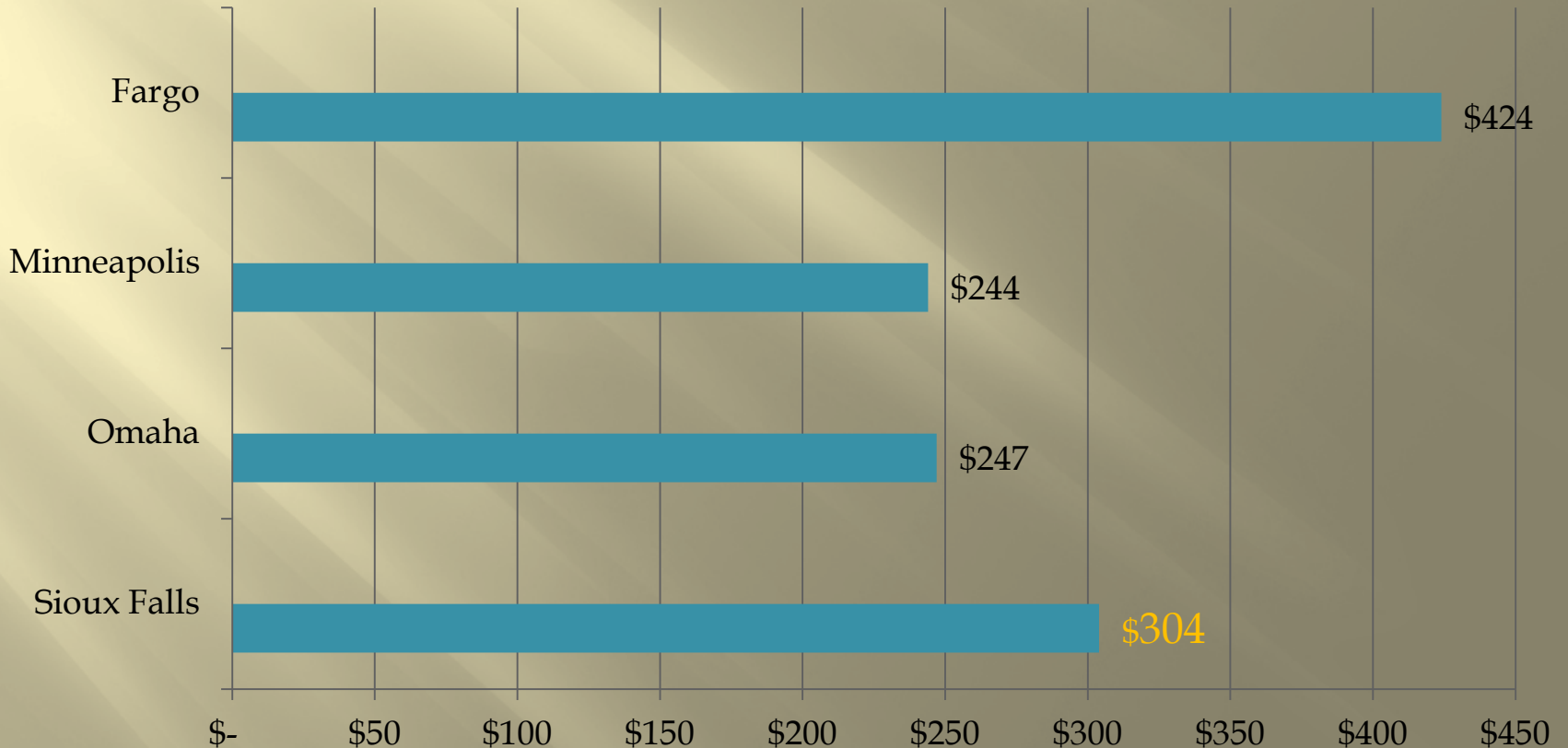
59.6% of Sioux Falls Catchment Area Passengers Use FSD vs. 55% in 2010

- Leakage Study conducted by Sixel Consulting Group which analyzed local travel agency data along with DOT reports for time period of April 2010, through March 2011.
- Omaha has 28.0% of Sioux Falls traffic
- Minneapolis has 11.4%
- Sioux City 1.1%



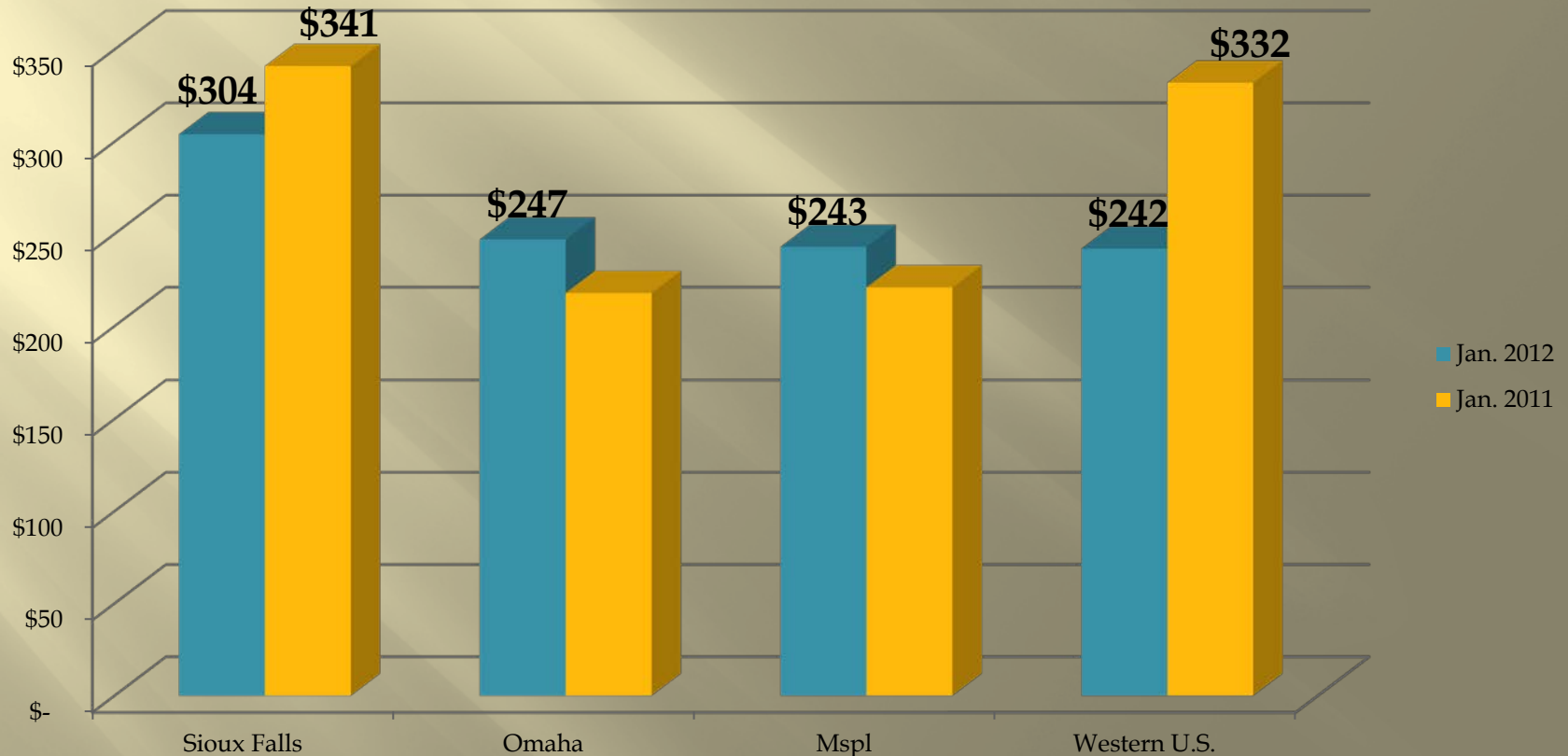
Current Fare Differences

**Non-refundable roundtrip fares to top 25 Destinations
21-Day Advance Purchase**



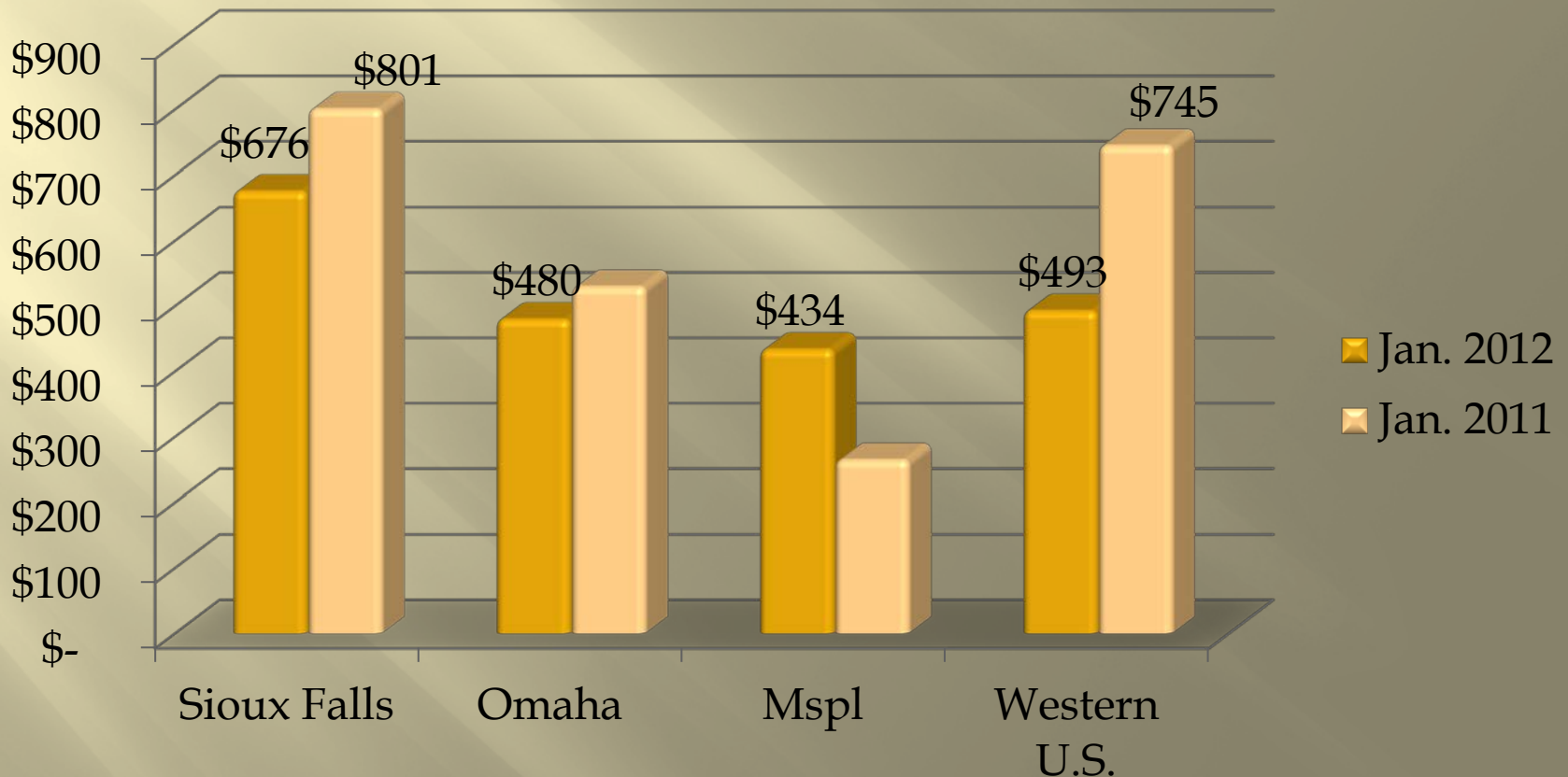
Current Fare Differences

Non-fundable fares - Top 25 Destinations
21- Day Advance Purchase - Jan. 2011 vs. 2012



Current Fare Differences

**Business fares - Top 25 Destinations
No Advance Purchase - Jan. 2011 vs. 2012**



Air Service Targets

- ▣ Frontier Airlines
 - Continued Awareness of Service, potential for 2nd Flight.
- ▣ Allegiant Airlines
 - Target Service to San Francisco, Tampa, Ft. Meyers
- ▣ Other Carriers
 - Delta to Atlanta, United to Houston/Newark, Alaska to Seattle.
- ▣ Air Service Development Group
 - Marketing Efforts

City – Airport Projects

- Property Exchange – Elmwood Golf Course
 - Exchange Airport Property for Easements
- Property Exchange – Water Maintenance Bldg.
 - Exchange Airport Property for Easements
- Elmwood Tree Height Issue

Questions?

